

SMD MULTILAYER FERRITE CHIP BEADS / CB TYPE

FEATURES


- ◆ Suitable for flow and reflow soldering
- ◆ Impedance over a broad frequency range
- ◆ Standard type used to suppress lower-frequency, lower current signals



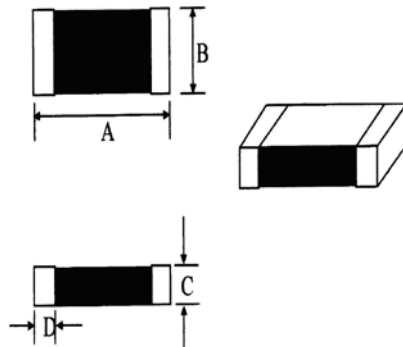
APPLICATIONS

- ◆ Consumer electronic products
- ◆ Computer and peripheral products
- ◆ I/O ports, DC power lines and Signal lines

ORDERING CODE



SHAPE



DIMENSIONS UNIT: mm (inch)

Part No.	A	B	C	D
CB 0603 (0201)	0.6 ± 0.03	0.3 ± 0.03	0.3 ± 0.03	0.10 ~ 0.20
CB 1005 (0402)	1.0 ± 0.10	0.5 ± 0.1	0.5 ± 0.1	0.25 ± 0.15
CB 1608 (0603)	1.6 ± 0.20	0.8 ± 0.2	0.8 ± 0.2	0.30 ± 0.20
CB 2012 (0805)	2.0 ± 0.20	1.2 ± 0.2	0.9 ± 0.2	0.50 ± 0.30
CB 3216 (1206)	3.2 ± 0.20	1.6 ± 0.2	1.1 ± 0.2	0.50 ± 0.30
CB 4516 (1806)	4.5 ± 0.20	1.6 ± 0.2	1.6 ± 0.2	0.50 ± 0.30

SMD MULTILAYER FERRITE CHIP BEADS / CB TYPE

ELECTRICAL CHARACTERISTICS

Part No.	Impedance (Ω) At 100MHz	DCR (Ω) Max	IDC (mA) Max	Part No.	Impedance (Ω) At 100MHz	DCR (Ω) Max	IDC (mA) Max
CB0603-40□-N	40	0.30	300	CB2012-110□-N	11	0.15	600
CB0603-50□-N	50	0.30	300	CB2012-320□-N	32	0.15	400
CB0603-60□-N	60	0.35	300	CB2012-800□-N	80	0.15	300
CB0603-70□-N	70	0.35	300	CB2012-121□-N	120	0.25	300
CB0603-121□-N	120	0.45	200	CB2012-151□-N	150	0.25	300
CB0603-151□-N	150	0.50	200	CB2012-221□-N	220	0.30	200
CB0603-221□-N	220	0.75	200	CB2012-301□-N	300	0.30	200
CB0603-301□-N	300	0.90	150	CB2012-501□-N	500	0.30	200
CB1005-300□-N	30	0.30	500	CB2012-601□-N	600	0.35	200
CB1005-600□-N	60	0.40	200	CB2012-102□-N	1000	0.45	200
CB1005-121□-N	120	0.50	200	CB3216-310□-N	31	0.20	500
CB1005-221□-N	220	0.70	100	CB3216-600□-N	60	0.30	400
CB1005-301□-N	300	0.80	100	CB3216-900□-N	90	0.30	300
CB1005-451□-N	450	0.90	100	CB3216-151□-N	150	0.30	300
CB1005-601□-N	600	1.00	100	CB3216-301□-N	300	0.30	300
CB1005-102□-N	1000	1.50	50	CB3216-601□-N	600	0.30	200
CB1608-090□-N	9	0.20	500	CB3216-122□-N	1200 (at 50 MHz)	0.50	100
CB1608-300□-N	30	0.20	400	CB3216-152□-N	1500 (at 50 MHz)	0.50	100
CB1608-600□-N	60	0.20	300	CB3216-202□-N	2000 (at 30 MHz)	0.60	100
CB1608-800□-N	80	0.20	300	CB4516-600□-N	60	0.10	500
CB1608-121□-N	120	0.20	200	CB4516-151□-N	150	0.30	300
CB1608-221□-N	220	0.20	200				
CB1608-301□-N	300	0.35	200				
CB1608-451□-N	450	0.40	200				
CB1608-601□-N	600	0.45	200				
CB1608-102□-N	1000	0.60	100				

CORE MASTER ENTERPRISE CO., LTD.



<http://www.coremaster.com.tw>

LARGE CURRENT MULTILAYER CHIP BEADS / LCB TYPE

FEATURES

- ◆ Low DCR, small package
- ◆ High current handling capacity
- ◆ Nickel barrier terminations provide excellent solder heat resistance
- ◆ Suitable for flow and reflow soldering and high current applications

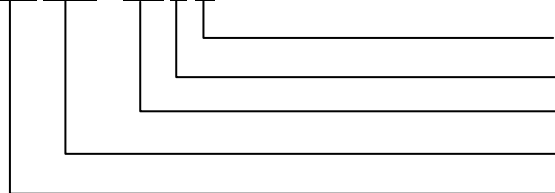


APPLICATIONS

- ◆ Electronic games
- ◆ Personal computers Hard disk drivers and other electronic equipments

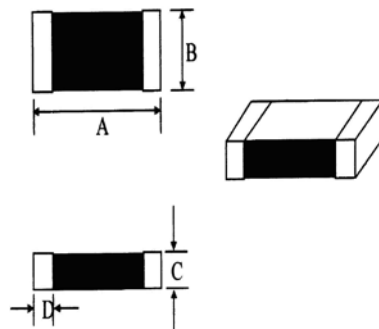
ORDERING CODE

LCB 2012 - 121 □-N



Note: lead-free
Tolerance (Y:±25%)
Inductance
Dimension (AxB)
Product Symbol

SHAPE



DIMENSIONS UNIT: mm (inch)

Part No.	A	B	C	D
LCB 1608 (0603)	1.6 ± 0.2	0.8 ± 0.2	0.8 ± 0.2	0.3 ± 0.2
LCB 2012 (0805)	2.0 ± 0.2	1.2 ± 0.2	0.9 ± 0.2	0.5 ± 0.3
LCB 3216 (1206)	3.2 ± 0.2	1.6 ± 0.2	1.1 ± 0.2	0.5 ± 0.3
LCB 4516 (1806)	4.5 ± 0.2	1.6 ± 0.2	1.6 ± 0.2	0.5 ± 0.3
LCB 4532 (1812)	4.5 ± 0.2	3.2 ± 0.2	1.5 ± 0.2	0.5 ± 0.3

CORE MASTER ENTERPRISE CO., LTD.

<http://www.coremaster.com.tw>



LARGE CURRENT MULTILAYER CHIP BEADS / LCB TYPE

ELECTRICAL CHARACTERISTICS

Part No.	Impedance (Ω) AT 100MHz	DC Resistance (Ω) Max	Rated Current (A) Max
LCB 1608-100 □-N	10	0.030	4.0
LCB 1608-300 □-N	30	0.050	3.0
LCB 1608-600 □-N	60	0.050	3.0
LCB 1608-121 □-N	120	0.100	2.0
LCB 1608-221 □-N	220	0.150	1.5
LCB 1608-301□-N	300	0.150	1.5
LCB 1608-601□-N	600	0.300	1.0
LCB 2012-110 □-N	11	0.010	6.0
LCB 2012-170 □-N	17	0.010	6.0
LCB 2012-220 □-N	22	0.010	6.0
LCB 2012-300 □-N	30	0.030	4.0
LCB 2012-600 □-N	60	0.050	3.0
LCB 2012-121 □-N	120	0.080	2.5
LCB 2012-221 □-N	220	0.100	2.0
LCB 2012-301 □-N	300	0.100	2.0
LCB 2012-601 □-N	600	0.300	1.0
LCB 2012-102 □-N	1000	0.300	1.0
LCB 3216-310 □-N	31	0.010	6.0
LCB 3216-500 □-N	50	0.025	3.0
LCB 3216-121 □-N	120	0.080	2.5
LCB 3216-301 □-N	300	0.080	2.5
LCB 3216-601 □-N	600	0.100	2.0
LCB 3216-102 □-N	1000	0.200	1.5
LCB 4516-600 □-N	60	0.010	6.0
LCB 4516-750 □-N	75	0.050	3.0
LCB 4516-800 □-N	80	0.050	3.0
LCB 4516-471 □-N	470	0.090	2.0
LCB 4532-700 □-N	70	0.030	6.0
LCB 4532-121 □-N	120	0.050	3.0

CORE MASTER ENTERPRISE CO., LTD.



<http://www.coremaster.com.tw>

MULTILAYER CHIP INDUCTORS / CL TYPE

FEATURES

- ◆ High mounting density of compact circuit due to crosstalk elimination that results from a closed magnetic flux in a ferrite material
- ◆ Suitable for flow and re-flow soldering
- ◆ Available in 3 sizes

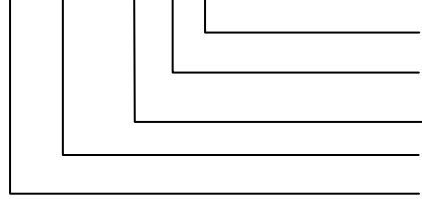


APPLICATIONS

- ◆ Personal computers, HDDs, or other various electronic appliances.
- ◆ Any general circuit of portable equipment in which compact size and high mounting densities are required.

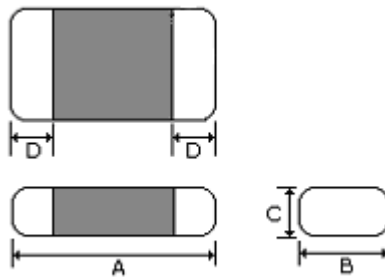
ORDERING CODE

CL 1608 - 8R2 □ - N



Note: lead-free
Tolerance (K:±10%, M:±20%)
Inductance
Dimension (AxB)
Product Symbol

SHAPES



DIMENSIONS UNIT: mm (inch)

Part No.	Dimensions			
	A	B	C	D
CL 1608 (0603)	1.60 ± 0.15	0.80 ± 0.15	0.80 ± 0.15	0.30 ± 0.20
CL 2012 (0805)	2.00 ± 0.20	1.25 ± 0.20	0.85 ± 0.20	0.50 ± 0.30
CL 3216 (1206)	3.20 ± 0.20	1.60 ± 0.20	1.10 ± 0.30	0.50 ± 0.30

MULTILAYER CHIP INDUCTORS / CL TYPE

ELECTRICAL CHARACTERISTICS FOR CL1608

Part No.	Inductance (uH)	Test Freq. (MHz) 60mV	Q Min	Self Resonant FREQ. (MHz) Min	DC Resistance (Ω) Max	Rated Current (mA) Max
CL 1608-47N □-N	0.047	50	10	260	0.30	50
CL 1608-68N □-N	0.068	50	10	250	0.30	50
CL 1608-82N □-N	0.082	50	10	245	0.30	50
CL 1608-R10 □-N	0.10	25	15	240	0.50	50
CL 1608-R12 □-N	0.12	25	15	205	0.50	50
CL 1608-R15 □-N	0.15	25	15	180	0.60	50
CL 1608-R18 □-N	0.18	25	15	165	0.60	50
CL 1608-R22 □-N	0.22	25	15	150	0.80	50
CL 1608-R27 □-N	0.27	25	15	136	0.80	50
CL 1608-R33 □-N	0.33	25	15	125	0.85	35
CL 1608-R39 □-N	0.39	25	15	110	1.00	35
CL 1608-R47 □-N	0.47	25	15	105	1.35	35
CL 1608-R56 □-N	0.56	25	15	95	1.50	35
CL 1608-R68 □-N	0.68	25	15	85	1.70	35
CL 1608-R82 □-N	0.82	25	15	75	2.10	35
CL 1608-1R0 □-N	1.0	10	30	65	0.60	25
CL 1608-1R2 □-N	1.2	10	30	60	0.80	25
CL 1608-1R5 □-N	1.5	10	30	55	0.80	25
CL 1608-1R8 □-N	1.8	10	30	50	0.95	25
CL 1608-2R2 □-N	2.2	10	30	45	1.15	15
CL 1608-2R7 □-N	2.7	10	30	40	1.35	15
CL 1608-3R3 □-N	3.3	10	30	38	1.55	15
CL 1608-3R9 □-N	3.9	10	30	36	1.70	15
CL 1608-4R7 □-N	4.7	10	30	33	2.10	15
CL 1608-5R6 □-N	5.6	4	30	22	1.55	15
CL 1608-6R8 □-N	6.8	4	30	20	1.70	15
CL 1608-8R2 □-N	8.2	4	30	18	2.10	15
CL 1608-100 □-N	10	2	30	17	2.55	15

CORE MASTER ENTERPRISE CO., LTD.



<http://www.coremaster.com.tw>

MULTILAYER CHIP INDUCTORS / CL TYPE

ELECTRICAL CHARACTERISTICS FOR CL2012

Part No.	Inductance (uH)	Test Freq. (MHz) 60mV	Q Min	Self Resonant FREQ. (MHz) Min	DC Resistance (Ω) Max	Rated Current (mA) Max
CL 2012-47N □-N	0.047	50	15	320	0.20	300
CL 2012-68N □-N	0.068	50	15	280	0.20	300
CL 2012-82N □-N	0.082	50	15	255	0.20	300
CL 2012-R10 □-N	0.10	25	20	235	0.30	250
CL 2012-R12 □-N	0.12	25	20	220	0.30	250
CL 2012-R15 □-N	0.15	25	20	200	0.40	250
CL 2012-R18 □-N	0.18	25	20	185	0.40	250
CL 2012-R22 □-N	0.22	25	20	170	0.50	250
CL 2012-R27 □-N	0.27	25	20	150	0.50	250
CL 2012-R33 □-N	0.33	25	20	145	0.55	250
CL 2012-R39 □-N	0.39	25	25	135	0.65	200
CL 2012-R47 □-N	0.47	25	25	125	0.65	200
CL 2012-R56 □-N	0.56	25	25	115	0.75	150
CL 2012-R68 □-N	0.68	25	25	105	0.80	150
CL 2012-R82 □-N	0.82	25	25	100	1.00	150
CL 2012-1R0 □-N	1.0	10	45	75	0.40	50
CL 2012-1R2 □-N	1.2	10	45	65	0.50	50
CL 2012-1R5 □-N	1.5	10	45	60	0.50	50
CL 2012-1R8 □-N	1.8	10	45	55	0.60	50
CL 2012-2R2 □-N	2.2	10	45	50	0.65	30
CL 2012-2R7 □-N	2.7	10	45	45	0.75	30
CL 2012-3R3 □-N	3.3	10	45	41	0.80	30
CL 2012-3R9 □-N	3.9	10	45	38	0.90	30
CL 2012-4R7 □-N	4.7	10	45	35	1.00	30
CL 2012-5R6 □-N	5.6	4	45	32	0.90	15
CL 2012-6R8 □-N	6.8	4	45	29	1.00	15
CL 2012-8R2 □-N	8.2	4	45	26	1.10	15
CL 2012-100 □-N	10	2	45	24	1.15	15

CORE MASTER ENTERPRISE CO., LTD.



<http://www.coremaster.com.tw>

MULTILAYER CHIP INDUCTORS / CL TYPE

ELECTRICAL CHARACTERISTICS FOR CL3216

Part No.	Inductance (uH)	Test Freq. (MHz)	Q Min	Self Resonant FREQ. (MHz) Min	DC Resistance (Ω) Max	Rated Current (mA) Max
CL 3216-47N □-N	0.047	50	20	320	0.15	300
CL 3216-68N □-N	0.068	50	20	280	0.25	300
CL 3216-82N □-N	0.082	50	20	260	0.25	300
CL 3216-R10 □-N	0.10	25	25	235	0.25	250
CL 3216-R12 □-N	0.12	25	25	220	0.30	250
CL 3216-R15 □-N	0.15	25	25	200	0.30	250
CL 3216-R18 □-N	0.18	25	25	185	0.40	250
CL 3216-R22 □-N	0.22	25	25	170	0.40	250
CL 3216-R27 □-N	0.27	25	25	150	0.50	250
CL 3216-R33 □-N	0.33	25	25	145	0.50	250
CL 3216-R39 □-N	0.39	25	25	135	0.60	250
CL 3216-R47 □-N	0.47	25	25	125	0.60	200
CL 3216-R56 □-N	0.56	25	25	115	0.70	200
CL 3216-R68 □-N	0.68	25	25	105	0.80	150
CL 3216-R82 □-N	0.82	25	25	100	0.90	150
CL 3216-1R0 □-N	1.0	10	45	75	0.40	100
CL 3216-1R2 □-N	1.2	10	45	65	0.50	100
CL 3216-1R5 □-N	1.5	10	45	60	0.50	50
CL 3216-1R8 □-N	1.8	10	45	55	0.50	50
CL 3216-2R2 □-N	2.2	10	45	50	0.60	50
CL 3216-2R7 □-N	2.7	10	45	45	0.60	50
CL 3216-3R3 □-N	3.3	10	45	41	0.70	50
CL 3216-3R9 □-N	3.9	10	45	38	0.80	50
CL 3216-4R7 □-N	4.7	10	45	35	0.90	50
CL 3216-5R6 □-N	5.6	4	50	32	0.70	25
CL 3216-6R8 □-N	6.8	4	50	29	0.80	25
CL 3216-8R2 □-N	8.2	4	50	26	0.90	25
CL 3216-100 □-N	10	4	50	24	1.00	25

CORE MASTER ENTERPRISE CO., LTD.



<http://www.coremaster.com.tw>

MULTILAYER HIGH CURRENT CHIP INDUCTORS / CL(C) TYPE

FEATURES

- ◆ High mounting density of compact circuit due to crosstalk elimination that results from a closed magnetic flux in a ferrite material
- ◆ Suitable for flow and re-flow soldering
- ◆ Available in 3 sizes

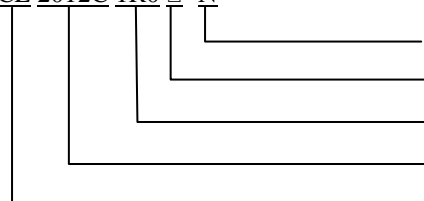


APPLICATIONS

- ◆ Personal computers, HDDs, or other various electronic appliances.
- ◆ Any general circuit of portable equipment in which compact size and high mounting densities are required.

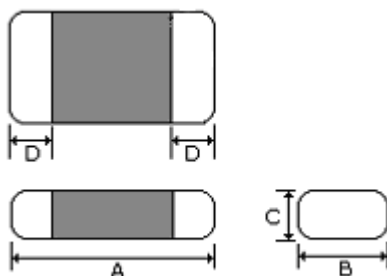
ORDERING CODE

CL 2012C 1R0 □- N



Note: lead-free
Tolerance (K:±10%, M:±20%)
Inductance
Dimension (AxB)
Product Symbol

SHAPES



DIMENSIONS UNIT: mm (inch)

Part No.	Dimensions			
	A	B	C	D
CL 2012C (0805)	2.00 ± 0.20	1.25 ± 0.20	1.0 (Max)	0.7 (Max)
CL 2016C (0806)	2.00 ± 0.20	1.60 ± 0.20	1.0 (Max)	0.7 (Max)
CL 2520C (1008)	2.50 ± 0.20	2.00 ± 0.20	1.0 (Max)	0.8 (Max)

MULTILAYER HIGH CURRENT CHIP INDUCTORS / CL(C) TYPE

ELECTRICAL CHARACTERISTICS FOR CL2012C

Part No.	Inductance (uH)	Test Freq. (MHz)	Self Resonant FREQ. (MHz) Min	DC Resistance (Ω) Max	Rated Current (mA) Max
CL2012C-R47M-N	0.47	1MHz / 250mV	100	0.125	1100
CL2012C-R68M-N	0.68	1MHz / 250mV	100	0.150	1000
CL2012C-R82M-N	0.82	1MHz / 250mV	90	0.175	900
CL2012C-1R0M-N	1.00	1MHz / 250mV	90	0.200	800
CL2012C-1R2M-N	1.20	1MHz / 250mV	80	0.200	800
CL2012C-1R5M-N	1.50	1MHz / 250mV	70	0.275	700
CL2012C-1R8M-N	1.80	1MHz / 250mV	60	0.275	700
CL2012C-2R2M-N	2.20	1MHz / 250mV	50	0.313	600
CL2012C-3R3M-N	3.30	1MHz / 250mV	40	0.338	500
CL2012C-4R7M-N	4.70	1MHz / 250mV	30	0.375	500

ELECTRICAL CHARACTERISTICS FOR CL2016C

Part No.	Inductance (uH)	Test Freq. (MHz)	Self Resonant FREQ. (MHz) Min	DC Resistance (Ω) Max	Rated Current (mA) Max
CL2016C -R47M-N	0.47	1MHz / 250mV	100	0.182	1500
CL2016C -R68M-N	0.68	1MHz / 250mV	90	0.195	1500
CL2016C -R82M-N	0.82	1MHz / 250mV	80	0.208	1500
CL2016C -1R0M-N	1.00	1MHz / 250mV	60	0.208	1400
CL2016C -1R2M-N	1.20	1MHz / 250mV	60	0.208	1400
CL2016C -1R5M-N	1.50	1MHz / 250mV	50	0.260	1200
CL2016C -1R8M-N	1.80	1MHz / 250mV	50	0.260	1200
CL2016C -2R2M-N	2.20	1MHz / 250mV	40	0.286	1200
CL2016C -3R3M-N	3.30	1MHz / 250mV	30	0.312	1100
CL2016C -3R9M-N	3.90	1MHz / 250mV	30	0.364	1100
CL2016C -4R7M-N	4.70	1MHz / 250mV	20	0.390	1100

CORE MASTER ENTERPRISE CO., LTD.



<http://www.coremaster.com.tw>

MULTILAYER HIGH CURRENT CHIP INDUCTORS / CL(C) TYPE

ELECTRICAL CHARACTERISTICS FOR CL2520C

Part No.	Inductance (uH)	Test Freq. (MHz)	Self Resonant FREQ. (MHz) Min	DC Resistance (Ω) Max	Rated Current (mA) Max
CL2520C-R47M-N	0.47	1MHz / 250mV	100	0.088	1800
CL2520C-R68M-N	0.68	1MHz / 250mV	90	0.113	1700
CL2520C-R82M-N	0.82	1MHz / 250mV	80	0.125	1700
CL2520C-1R0M-N	1.00	1MHz / 250mV	60	0.138	1600
CL2520C-1R2M-N	1.20	1MHz / 250mV	60	0.138	1600
CL2520C-1R5M-N	1.50	1MHz / 250mV	50	0.163	1500
CL2520C-1R8M-N	1.80	1MHz / 250mV	50	0.163	1500
CL2520C-2R2M-N	2.20	1MHz / 250mV	40	0.213	1300
CL2520C-3R3M-N	3.30	1MHz / 250mV	30	0.225	1200
CL2520C-4R7M-N	4.70	1MHz / 250mV	25	0.250	1100
CL2520C-6R8M-N	6.80	1MHz / 250mV	25	0.260	1000

CORE MASTER ENTERPRISE CO., LTD.

<http://www.coremaster.com.tw>



MULTILAYER HIGH FREQUENCY CHIP INDUCTORS / HCL TYPE

FEATURES

- ◆ Cost Effective
- ◆ Small size of 0603/ 1005/1608/2012 is suitable for small portable equipment.
- ◆ Supports operating frequency up to 6GHz with nominal inductance values from 1.0nH to 680nH.
- ◆ Excellent Q factor and SRF characteristics.

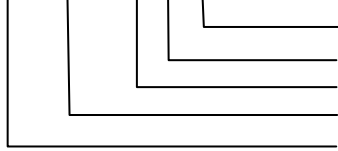


APPLICATIONS

- ◆ Information technology equipments, computers, telecommunications, radar detectors, automotive electronics, cellular phones, pagers, PDAs, keyless remote systems.
- ◆ Use in L-C filter configurations

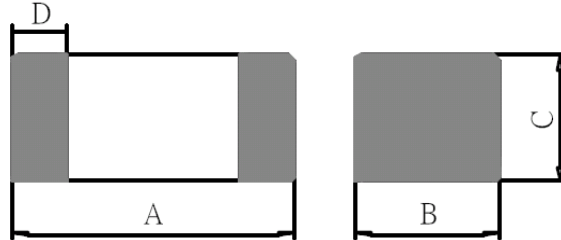
ORDERING CODE (HIGH FREQUENCY)

HCL 1608 - 1N5 □- N



Note: lead-free
Tolerance (S:±0.3nH, J:±5%, K:±10%)
Inductance
Dimension (AxB)
Product Symbol

SHAPES



DIMENSIONS UNIT: mm (inch)

Part No.	A	B	C	D
HCL 0603 (0201)	0.60 ± 0.03	0.30 ± 0.03	0.30 ± 0.03	0.10 ~ 0.20
HCL 1005 (0402)	1.00 ± 0.10	0.50 ± 0.10	0.50 ± 0.10	0.25 ± 0.10
HCL 1608 (0603)	1.60 ± 0.15	0.80 ± 0.15	0.80 ± 0.15	0.30 ± 0.20
HCL 2012 (0805)	2.00 ± 0.20	1.25 ± 0.20	0.85 ± 0.20 1.25 ± 0.20	0.50 ± 0.30



CORE MASTER ENTERPRISE CO., LTD.

<http://www.coremaster.com.tw>

MULTILAYER HIGH FREQUENCY CHIP INDUCTORS / HCL TYPE

ELECTRICAL CHARACTERISTICS FOR HCL0603

Part No.	Inductance (nH)	Q Min	Test Freq. (MHz)	Self Resonant Freq. (GHz) Min	DC Resistance (Ω) Max	Rated Current (mA) Max
HCL 0603-1N0 □-N	1.0	4	100	10	0.11	470
HCL 0603-1N2 □-N	1.2	4	100	10	0.12	450
HCL 0603-1N5 □-N	1.5	4	100	10	0.13	430
HCL 0603-1N8 □-N	1.8	4	100	10	0.16	390
HCL 0603-2N0 □-N	2.0	4	100	8.8	0.17	380
HCL 0603-2N1 □-N	2.1	4	100	8.8	0.18	370
HCL 0603-2N2 □-N	2.2	4	100	8.8	0.19	360
HCL 0603-2N4 □-N	2.4	4	100	8.3	0.20	350
HCL 0603-2N7 □-N	2.7	4	100	7.7	0.21	340
HCL 0603-3N0 □-N	3.0	4	100	7.2	0.22	330
HCL 0603-3N3 □-N	3.3	4	100	6.7	0.23	320
HCL 0603-3N6 □-N	3.6	4	100	6.4	0.25	310
HCL 0603-3N9 □-N	3.9	4	100	6.0	0.27	300
HCL 0603-4N3 □-N	4.3	4	100	5.7	0.30	290
HCL 0603-4N7 □-N	4.7	4	100	5.3	0.31	280
HCL 0603-5N1 □-N	5.1	4	100	5.0	0.33	270
HCL 0603-5N6 □-N	5.6	4	100	4.6	0.36	260
HCL 0603-6N2 □-N	6.2	4	100	4.2	0.38	250
HCL 0603-6N8 □-N	6.8	4	100	3.9	0.39	245
HCL 0603-7N5 □-N	7.5	4	100	3.6	0.41	240
HCL 0603-8N2 □-N	8.2	4	100	3.4	0.45	230
HCL 0603-9N1 □-N	9.1	4	100	3.2	0.48	220
HCL 0603-10N □-N	10	4	100	2.9	0.51	210
HCL 0603-12N □-N	12	4	100	2.7	0.68	190
HCL 0603-15N □-N	15	4	100	2.3	0.71	180
HCL 0603-18N □-N	18	4	100	2.1	0.81	170
HCL 0603-22N □-N	22	4	100	1.8	1.00	150
HCL 0603-27N □-N	27	4	100	1.8	1.35	120
HCL 0603-33N □-N	33	4	100	1.7	1.47	110

CORE MASTER ENTERPRISE CO., LTD.



<http://www.coremaster.com.tw>

MULTILAYER HIGH FREQUENCY CHIP INDUCTORS / HCL TYPE

ELECTRICAL CHARACTERISTICS FOR HCL1005

Part No.	Inductance (nH)	Q Min	Test Freq. (MHz)	Self Resonant Freq. (GHz) Min	DC Resistance (Ω) Max	Rated Current (mA) Max
HCL 1005-1N0 □-N	1.0	8	100	8.0	0.10	300
HCL 1005-1N2 □-N	1.2	8	100	8.0	0.11	300
HCL 1005-1N5 □-N	1.5	8	100	8.0	0.12	300
HCL 1005-1N8 □-N	1.8	8	100	6.0	0.13	300
HCL 1005-2N0 □-N	2.0	8	100	6.0	0.14	300
HCL 1005-2N2 □-N	2.2	8	100	6.0	0.15	300
HCL 1005-2N4 □-N	2.4	8	100	6.0	0.16	300
HCL 1005-2N7 □-N	2.7	8	100	6.0	0.17	300
HCL 1005-3N0 □-N	3.0	8	100	6.0	0.18	300
HCL 1005-3N3 □-N	3.3	8	100	6.0	0.19	300
HCL 1005-3N6 □-N	3.6	8	100	6.0	0.20	300
HCL 1005-3N9 □-N	3.9	8	100	6.0	0.21	300
HCL 1005-4N3 □-N	4.3	8	100	4.0	0.22	300
HCL 1005-4N7 □-N	4.7	8	100	6.0	0.23	300
HCL 1005-5N1 □-N	5.1	8	100	6.0	0.24	300
HCL 1005-5N6 □-N	5.6	8	100	5.3	0.26	300
HCL 1005-6N2 □-N	6.2	8	100	4.3	0.27	300
HCL 1005-6N8 □-N	6.8	8	100	4.2	0.29	300
HCL 1005-7N5 □-N	7.5	8	100	4.2	0.31	300
HCL 1005-8N2 □-N	8.2	8	100	3.6	0.33	300
HCL 1005-9N1 □-N	9.1	8	100	3.4	0.34	300
HCL 1005-10N □-N	10	8	100	3.2	0.35	300
HCL 1005-12N □-N	12	8	100	2.8	0.41	300
HCL 1005-15N □-N	15	8	100	2.3	0.46	300
HCL 1005-18N □-N	18	8	100	2.1	0.51	300
HCL 1005-22N □-N	22	8	100	1.8	0.58	300
HCL 1005-27N □-N	27	8	100	1.6	0.67	300
HCL 1005-33N □-N	33	8	100	1.5	0.82	200
HCL 1005-39N □-N	39	8	100	1.2	1.06	200
HCL 1005-47N □-N	47	8	100	1.0	1.15	200
HCL 1005-56N □-N	56	8	100	0.8	1.20	200
HCL 1005-68N □-N	68	8	100	0.8	1.25	180
HCL 1005-82N □-N	82	8	100	0.6	1.60	150
HCL 1005-R10 □-N	100	8	100	0.6	1.90	150
HCL 1005- R12 □-N	120	8	100	0.6	2.20	150
HCL 1005- R15 □-N	150	8	100	0.5	2.99	140
HCL 1005- R18 □-N	180	8	100	0.5	3.38	140
HCL 1005- R22 □-N	220	8	100	0.5	3.77	120
HCL 1005- R27 □-N	270	8	100	0.4	4.90	110

CORE MASTER ENTERPRISE CO., LTD.



<http://www.coremaster.com.tw>

MULTILAYER HIGH FREQUENCY CHIP INDUCTORS / HCL TYPE

ELECTRICAL CHARACTERISTICS FOR HCL1608

Part No.	Inductance (nH)	Q Min	Test Freq. (MHz)	Self Resonant Freq. (GHz) Min	DC Resistance (Ω) Max	Rated Current (mA) Max
HCL 1608-1N0 □-N	1.0	8	100	10	0.05	300
HCL 1608-1N2 □-N	1.2	8	100	10	0.06	300
HCL 1608-1N5 □-N	1.5	8	100	6	0.07	300
HCL 1608-1N8 □-N	1.8	8	100	6	0.08	300
HCL 1608-2N2 □-N	2.2	8	100	6	0.09	300
HCL 1608-2N7 □-N	2.7	10	100	6	0.10	300
HCL 1608-3N3 □-N	3.3	10	100	6	0.12	300
HCL 1608-3N9 □-N	3.9	10	100	6	0.14	300
HCL 1608-4N7 □-N	4.7	10	100	4	0.16	300
HCL 1608-5N6 □-N	5.6	10	100	4	0.18	300
HCL 1608-6N8 □-N	6.8	10	100	4	0.22	300
HCL 1608-8N2 □-N	8.2	10	100	3.50	0.24	300
HCL 1608-10N □-N	10	12	100	3.40	0.26	300
HCL 1608-12N □-N	12	12	100	2.60	0.28	300
HCL 1608-15N □-N	15	12	100	2.30	0.32	300
HCL 1608-18N □-N	18	12	100	2.00	0.35	300
HCL 1608-22N □-N	22	12	100	1.60	0.40	300
HCL 1608-27N □-N	27	12	100	1.40	0.45	300
HCL 1608-33N □-N	33	12	100	1.20	0.55	300
HCL 1608-39N □-N	39	12	100	1.10	0.60	300
HCL 1608-47N □-N	47	12	100	0.90	0.70	300
HCL 1608-56N □-N	56	12	100	0.90	0.75	300
HCL 1608-68N □-N	68	12	100	0.70	0.85	300
HCL 1608-82N □-N	82	12	100	0.60	0.95	300
HCL 1608-R10 □-N	100	12	100	0.60	1.00	300
HCL 1608-R12 □-N	120	8	50	0.50	1.10	300
HCL 1608-R15 □-N	150	8	50	0.50	1.20	300
HCL 1608-R18 □-N	180	8	50	0.40	1.30	300
HCL 1608-R22 □-N	220	8	50	0.40	1.50	300
HCL 1608-R27 □-N	270	8	50	0.40	1.90	300
HCL 1608-R33 □-N	330	8	50	0.35	2.10	300
HCL 1608-R39 □-N	390	8	50	0.35	2.30	150
HCL 1608-R47 □-N	470	8	50	0.30	2.60	150

CORE MASTER ENTERPRISE CO., LTD.



<http://www.coremaster.com.tw>

MULTILAYER HIGH FREQUENCY CHIP INDUCTORS / HCL TYPE

ELECTRICAL CHARACTERISTICS FOR HCL2012

Part No.	Inductance (nH)	Q Min	Test Freq. (MHz)	Self Resonant Freq. (GHz) Min	DC Resistance (Ω) Max	Rated Current (mA) Max
HCL 2012-1N0 □-N	1.0	10	100	10	0.10	300
HCL 2012-1N2 □-N	1.2	10	100	10	0.11	300
HCL 2012-1N5 □-N	1.5	10	100	4.00	0.12	300
HCL 2012-1N8 □-N	1.8	10	100	4.00	0.13	300
HCL 2012-2N2 □-N	2.2	10	100	4.00	0.14	300
HCL 2012-2N7 □-N	2.7	12	100	4.00	0.15	300
HCL 2012-3N3 □-N	3.3	12	100	4.00	0.16	300
HCL 2012-3N9 □-N	3.9	12	100	4.00	0.18	300
HCL 2012-4N7 □-N	4.7	12	100	3.50	0.20	300
HCL 2012-5N6 □-N	5.6	15	100	3.20	0.23	300
HCL 2012-6N8 □-N	6.8	15	100	2.80	0.25	300
HCL 2012-8N2 □-N	8.2	15	100	2.40	0.28	300
HCL 2012-10N □-N	10	15	100	2.10	0.30	300
HCL 2012-12N □-N	12	15	100	1.90	0.35	300
HCL 2012-15N □-N	15	15	100	1.60	0.40	300
HCL 2012-18N □-N	18	15	100	1.50	0.45	300
HCL 2012-22N □-N	22	18	100	1.40	0.50	300
HCL 2012-27N □-N	27	18	100	1.30	0.55	300
HCL 2012-33N □-N	33	18	100	1.20	0.60	300
HCL 2012-39N □-N	39	18	100	1.00	0.65	300
HCL 2012-47N □-N	47	18	100	0.90	0.70	300
HCL 2012-56N □-N	56	18	100	0.80	0.75	300
HCL 2012-68N □-N	68	18	100	0.70	0.80	300
HCL 2012-82N □-N	82	18	100	0.60	0.85	300
HCL 2012-R10 □-N	100	18	100	0.60	0.90	300
HCL 2012-R12 □-N	120	13	50	0.50	0.95	300
HCL 2012-R15 □-N	150	13	50	0.50	1.00	300
HCL 2012-R18 □-N	180	13	50	0.40	1.10	300
HCL 2012-R22 □-N	220	12	50	0.35	1.20	300
HCL 2012-R27 □-N	270	12	50	0.30	1.30	300
HCL 2012-R33 □-N	330	12	50	0.25	1.40	300
HCL 2012-R39 □-N	390	10	50	0.25	1.60	300
HCL 2012-R47 □-N	470	10	50	0.20	2.00	300
HCL 2012-R56 □-N	560	10	25	0.18	5.00	50
HCL 2012-R68 □-N	680	10	25	0.16	5.50	50

CORE MASTER ENTERPRISE CO., LTD.



<http://www.coremaster.com.tw>